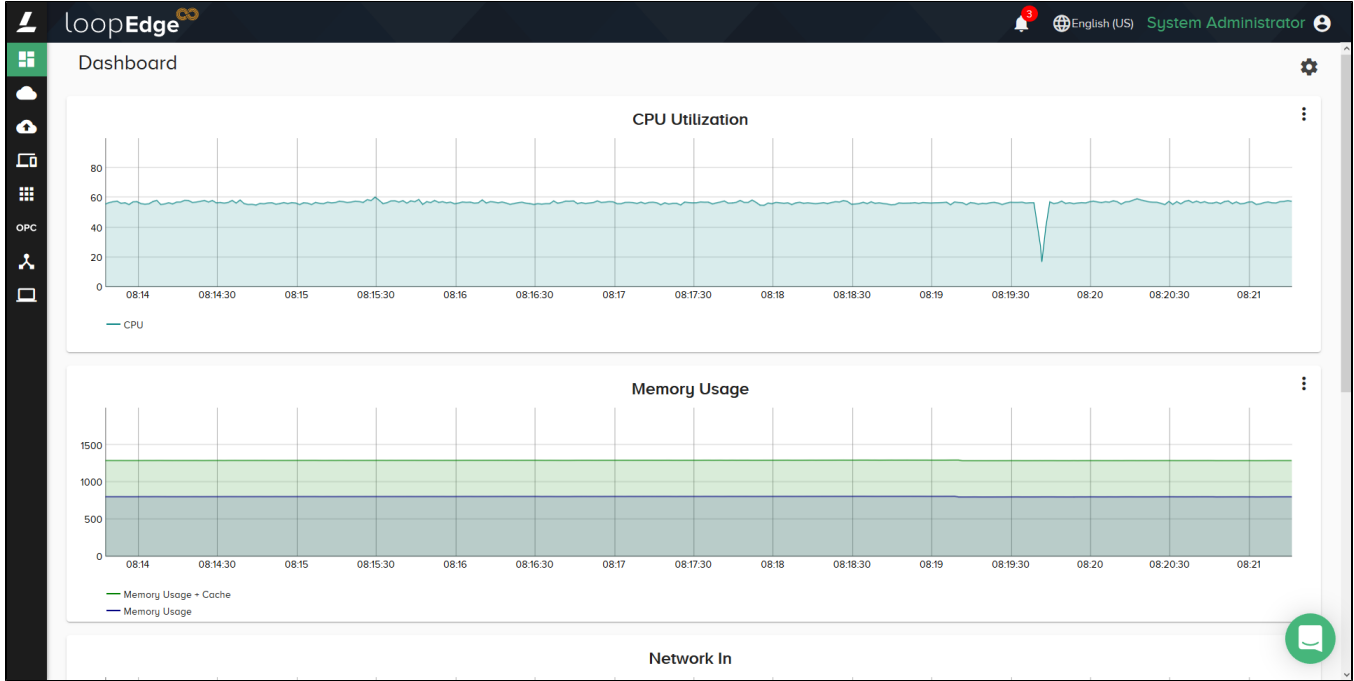







LoopEdge




LoopEdge LoopEdge IPCPCLoopEdge

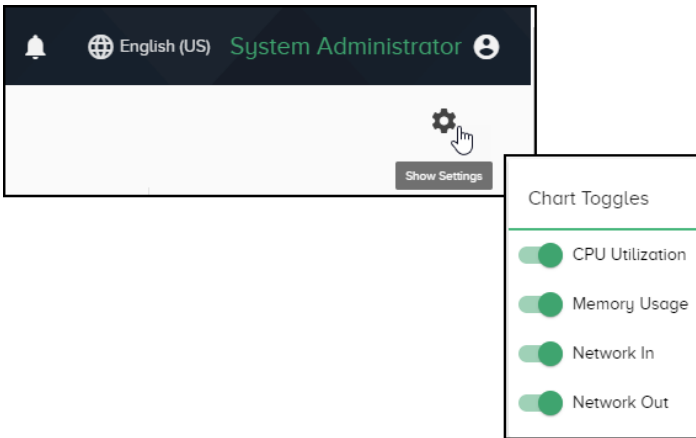
-
-
-



LoopEdge LoopEdge

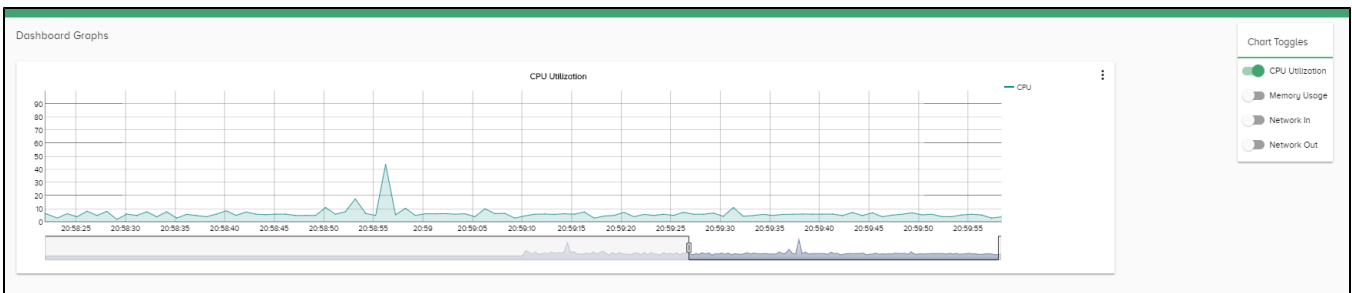
		LoopEdge CPU
	DataHub	LoopEdge LoopCloud DataHub
	Integration	LoopEdge
	DeviceHub	PLCLoopEdgeDeviceHub
	Applications	LoopEdge LoopEdge

	OPC UA	OPC UA LoopEdgeOPC UA OPC UA
	Flows	LoopEdge Flows
	System	LoopEdgeLoopEdge

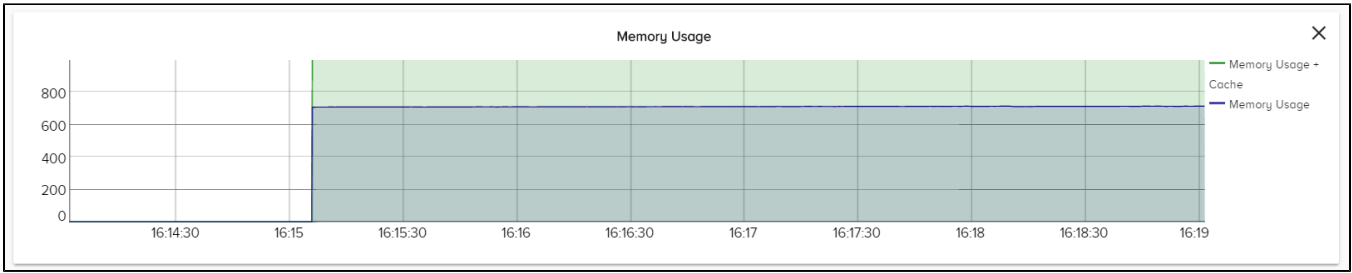


The screenshot shows the top navigation bar of the 'System Administrator' interface. It includes a notification bell, a globe icon for 'English (US)', the title 'System Administrator', and a user profile icon. Below the navigation bar, there is a 'Show Settings' button with a gear icon. A 'Chart Toggles' menu is open, listing four metrics: CPU Utilization, Memory Usage, Network In, and Network Out, each with a green toggle switch.

CPU - IPCyCPUx



- LoopEdge yx



In/Out - In Out Mbpsx

